

HALSAN DOORS

the perfect fit




Make your house a home with Halsan Doors

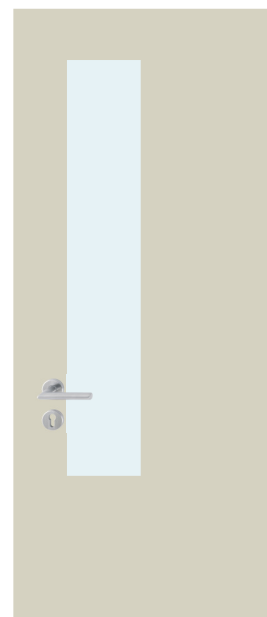
Visit our website www.halsandoors.com

Creme painted doors


A beautifully designed top-quality door is what you get if you choose for the finished painted doors. The painted doors have a top quality paint coating, are fingerprint resistant and easy to clean. The painted doors are available with glass opening. The painted door provides the full range of options whereby the quality is always guaranteed.




Cream without glass panel



Cream with small glass panel



Cream with small glass panel




Cream with large glass panel


Model	:Rebated or Flush
Thickness	:40 mm
Frame	:Pinewood
Filling	:Honeycomb or solid
Finishing	:Painted in Ral 1013 Cream
Also available in	:Sliding doors
Dimensions	:Height: 2115 mm Width: 780 / 930 mm Other dimensions are available on request
Openings	:Various openings for glazing possible
Additional	:Lock hole & hinge drilling

Grey painted doors

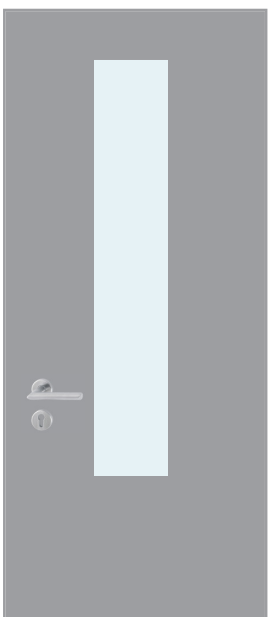
A beautifully designed top-quality door is what you get if you choose for the finished painted doors. The painted doors have a top quality paint coating, are fingerprint resistant and easy to clean. The painted doors are available with glass opening. The painted door provides the full range of options whereby the quality is always guaranteed.




Grey without glass panel



Grey with small glass panel



Grey with small glass panel




Grey with large glass panel


Model	:Rebated or Flush
Thickness	:40 mm
Frame	:Pinewood
Filling	:Honeycomb or solid
Finishing	:Painted in Ral 7045 Grey
Also available in	:Sliding doors
Dimensions	:Height: 2115 mm Width: 780 / 930 mm Other dimensions are available on request
Openings	:Various openings for glazing possible
Additional	:Lock hole & hinge drilling

HPL doors


The impact-resistant and scratch-proof top layer of the HPL-coated doors guarantee durable pleasure for the user. The multitude of colours and décors also allow you to add an entirely personal touch to your interior. From standard uni-colour to wood design, the choice is yours. The HPL (High Pressure Laminate) door is a smooth interior door with a rigid plastic top layer and is available in butted or lipped designs. The HPL doors are perfectly suited for use in locations where physical demands are set for the finish: the doors are impact-resistant and scratch-proof.




HPL without glass panel



HPL with small glass panel



HPL with small glass panel



HPL with large glass panel

Model	:Rebated or Flush
Thickness	:40 mm
Frame	:Pinewood
Filling	:Honeycomb or solid
Finishing	::HPL uni- colour / wood design
Also available in	:Sliding doors
Dimensions	:Height: 2115 mm Width: 780 / 930 mm Other dimensions are available on request
Openings	:Various openings for glazing possible
Additional	:Lock hole & hinge drilling

White painted panel doors

Our traditional doors come in a wide variety of wood materials, offering different - yet always stunning - natural grains. Our selection includes without or with glass panel, and more, ensuring that you can create the ideal vintage appearance you want in order to match or highlight your themed or period look. No matter what type of wood you choose, you're sure to create a stunning and charming traditional or modern look for your doors - and your entire property.



Panel door without glass panel



Panel door without glass panel



Panel door with two small glass panel




Panel door with four glass panel

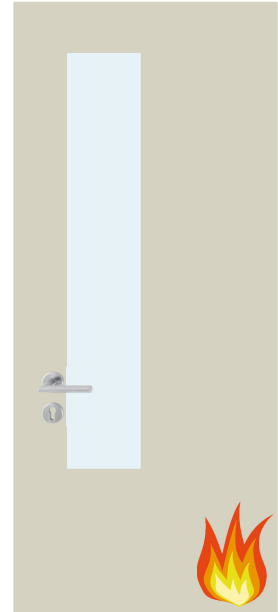
Model	:Rebated or Flush
Thickness	:40 mm
Frame	:Pinewood
Filling	:Solid
Finishing	:Painted in Ral 9010 White
Also available in	:Sliding doors
Dimensions	:Height: 2115 mm Width: 780 / 930 mm Other dimensions are available on request
Openings	:Various openings for glazing possible
Additional	:Lock hole & hinge drilling

30 / 60 min fire rated Creme painted doors


A beautifully designed top-quality door is what you get if you choose for the finished painted doors. The painted doors have a top quality paint coating, are fingerprint resistant and easy to clean. The painted doors are available with glass opening. The painted door provides the full range of options whereby the quality is always guaranteed.




Cream without glass panel



Cream with small glass panel



Cream with small glass panel




Cream with large glass panel


Model	:Rebated or Flush
Thickness	:40 mm
Frame	:Pinewood / Hardwood
Filling	:Solid
Finishing	:Painted in Ral 1013 Cream
Also available in	:Sliding doors
Dimensions	:Height: 2115 mm Width: 780 / 930 mm Other dimensions are available on request
Openings	:Various openings for glazing possible
Additional	:Lock hole & hinge drilling

30 / 60 min fire rated Grey painted doors


A beautifully designed top-quality door is what you get if you choose for the finished painted doors. The painted doors have a top quality paint coating, are fingerprint resistant and easy to clean. The painted doors are available with glass opening. The painted door provides the full range of options whereby the quality is always guaranteed.



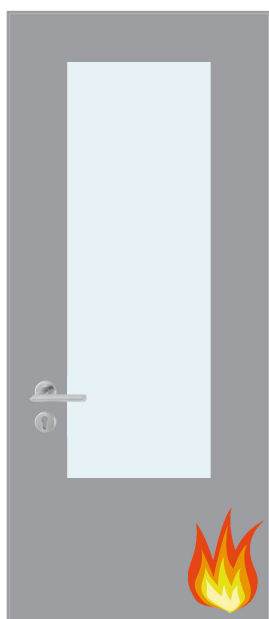
Grey without glass panel



Grey with small glass panel



Grey with small glass panel




Grey with large glass panel


Model	:Rebated or Flush
Thickness	:40 mm
Frame	:Pinewood / Hardwood
Filling	:Solid
Finishing	:Painted in Ral 7045 Grey
Also available in	:Sliding doors
Dimensions	:Height: 2115 mm Width: 780 / 930 mm Other dimensions are available on request
Openings	:Various openings for glazing possible
Additional	:Lock hole & hinge drilling

30 / 60 min fire rated HPL doors


The impact-resistant and scratch-proof top layer of the HPL-coated doors guarantee durable pleasure for the user. The multitude of colours and décors also allow you to add an entirely personal touch to your interior. From standard uni-colour to wood design, the choice is yours. The HPL (High Pressure Laminate) door is a smooth interior door with a rigid plastic top layer and is available in butted or lipped designs. The HPL doors are perfectly suited for use in locations where physical demands are set for the finish: the doors are impact-resistant and scratch-proof.




HPL without glass panel



HPL with small glass panel



HPL with small glass panel



HPL with large glass panel


Model	:Rebated or Flush
Thickness	:40 mm
Frame	:Pinewood / Hardwood
Filling	:Solid
Finishing	::HPL uni- colour / wood design
Also available in	:Sliding doors
Dimensions	:Height: 2115 mm Width: 780 / 930 mm Other dimensions are available on request
Openings	:Various openings for glazing possible
Additional	:Lock hole & hinge drilling

HPL for doors Collection


F76052 Moirée




F76074 Wave grey




R20020 Mocha Piemont Oak




R20021 Lindberg Oak




R20022 Cross-cut Oak




R20033 Dark Oak




R20038 Natural Chalet Oak



R20147 Nelson Oak



R20167 Sherwood light



R20167 Sherwood light




R24031 Scandic Beech dark




R24053 Tallinn Beech



R27017 After Eight Maple




R27024 Sycamore



R27043 Kiruna Maple



R30011 Madison Walnut




R34014 Thermo Ash



R35003 Masuren Birch sand



R35014 Ojcow Birch thermal



R35018 Lund Birch



R42006 Havanna Cherry




R42006 Havanna Cherrylight



R42048 Montenegro Cherry




R50004 Natural Sangha Wenge



R50009 Macassar Ebony




R50068 Canadian Cedar dark




R50080 Canadian Cedar




R50081 Burundi dark



R50083 Silver Wenge



R55001 Navarra Pine




R55006 Fano Pine white



R55007 Fano Pine nature



R55011 Anderson Pine White



R55025 Baltico Pine white



R55027 Baltico Pine rosé



R55028 Sibiu Larch



R55057 Jacobsen Pine blue




R55058 Jacobsen Pine red




U11509 Magnolia



U11523 Ivory



U12000 Volcanic Black



U12018 Basalt Grey



U12091 Sharki grey



U12092 Zonda grey



U12115 Platinum Grey



U12211 Lava



U12257 Graphite




U12290 Anthracite

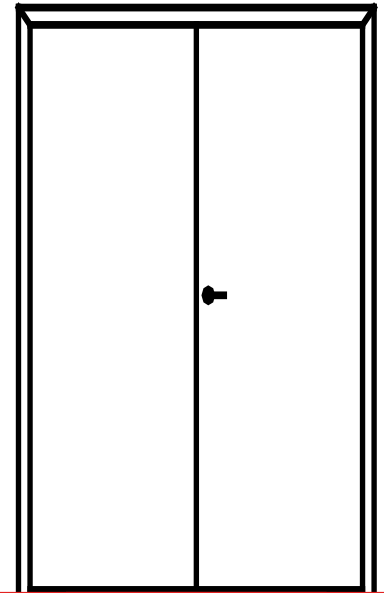


Single or Double Door Frames

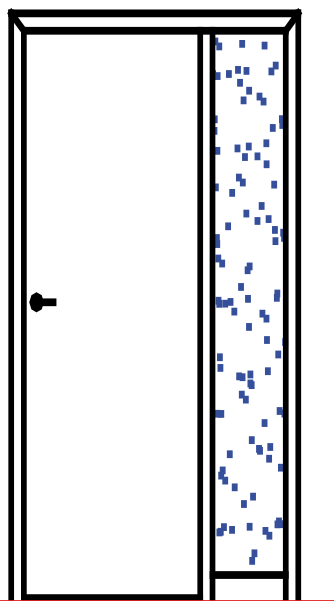
Understanding our assembly steel door-frames advantage is a vital part of the building process for builders and owners of homes requiring steel door-frames. Assembly frame is a steel interior door-frame and is available for the finished wall thickness in 70-100-110-125-150 mm. The steel door-frame is available in several formats, these are: the standard door-frame and the frame for sliding doors. These door frames are easy to transport



Wall gap width 880 / 1030 mm



Wall gap width 1834 / 1984 mm




Wall gap width 1640 mm

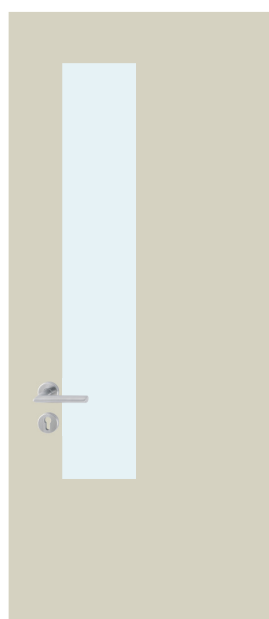
Model	:Rebated or Flush
Steel thickness	:1 mm
Finish	:50 micrometres
	:Standard RAL-9010
	:Other colours are available on request
Dimensions wall gap	:Height: 2184mm
	Other dimensions are available on request
Models	:Single double door frame

Sliding Door Frames

Sliding doors are stylish and easy to use. They save space and maximize the space of your house. For commercial purposes, sliding doors are an excellent alternative for doorways where there is a lot of traffic and doors are constantly in use. Top quality in products guarantee a long and maintenance free.



Cream without glass panel



Cream with small glass panel

Model	:Flush
Steel thickness	:1 mm
Finish	:50 micrometres :Painted in Ral 1013 Cream :Other colours are available on request
Dimensions wall gap	:Height: 2155mm Other dimensions are available on request
Models	:Single double door frame

Door accessories

Accessories are the most important aspects of the interior design, "the finishing touch". If you are looking for a modern or classis door handle, Halsan Doors is the right place to go. When you choose our interior accessories, whether in residential housing or commercial applications, you can rest assured that you have made the right choice! We also provide a full range of security door handles and locks.

Aluminium Door Handles



Jigjiga aluminium F1



Jigjiga aluminium F1 L



Kismayo aluminium F1



Hargeisa aluminium F1



Borama aluminium F1



Berbera aluminium F1

Stainless Steel Door Handles



Hargeisa stainless steel F69



Borama stainless steel F69



Berbera stainless steel F69

Aluminium Security Door Handles



Jigjiga aluminium F1 security handle



Berbera aluminium F1 security handle



Hargeisa aluminium F1 security handle



Borama aluminium F1 security handle


XS4 by SALTO | Electronic escutcheons

Smart, secure, innovative and easy to install, the XS4 electronic escutcheon sets need no hard wiring and provide a totally wire-free networked electronic locking solution with a great range of features. The XS4 escutcheon range is specially designed to fit on most standard doors, and work with the majority of Scandinavian, European and ANSI mortise locks and tubular latches.



Ex150 | XS4 MINI FOR EUROPEAN MORTISE LOCKS

The XS4 Mini for European DIN mortise locks has been designed with the requirements of DIN 18251 standard doors prepared for DIN 18250 standard mortise locks, and is compatible with the DIN 18251 standard xing instructions.



Features.

Simple installation using just two screws when installing on new or existing European / DIN door standards.

Clear, dual colour optical signalling indicates access authorisation
Acoustic signal optional.

High security via high resistance, hardened anti-drill protection.

Concealed xing screws for greater security and improved aesthetics.

For indoor applications: quick and easy install makes it ideal for retro ts.

Wide range of handles, con gurations and door retro t cover plates to meet the installation needs.

ID Technologies

MIFARE® (DESFire EV1, Plus, Ultralight C, Classic - ISO/IEC 14443).

Bluetooth SMART (BLE).

NFC.

A photograph of a white door with a brass vase containing dried branches and a plant in the foreground. The vase is filled with a large arrangement of dried, light-colored branches and a dark, feathery plant. The door is white with a simple panel design and a brass handle. The background is a light-colored wall. The image is framed by a dark green border on the left and right sides.

Halsan Doors "the perfect fit"

Jiggiga Jar
www.halsandoors.com

Hargeisa Somaliland
info@halsandoors.com

T +252(0)634783559
sales@halsandoors.com

T +252(0)634759610